

## Principal's Message

*'Learning is a lifetime process, but there comes a time when we must stop adding and start updating...'*

I am of the belief that there are three principal means of acquiring knowledge...observation of nature, reflection, and experimentation. Observation collects facts; reflection combines them; experimentation verifies the result of that combination. Our aim is to develop such skills within our children and model them in operation. In order to do this, and do it properly, the notion of 'updating', rather than 'adding' is often required.

### Increasing Academic Learning Time (ALT)

To get the absolute best for our children and increase the ALT available, we need to act smarter in the way we operate not only within the classroom but across the school as well, in terms of our operations. Teaching, support and administrative staff are working through ways that we can minimize disruptions and improve the consistency of ALT and face to face teaching.

### Moving forward with clarity

The school strategic plan was published for the whole community to see. It is our way of demonstrating a higher level of transparency and accountability. It also highlights the mindset that staff will be taking as we shift from being a good school to an outstanding school where 'Achieving Today for Tomorrow results from Unlocking the Potential Within....'

The effectiveness of our shared role in developing each child is crucial, one of the most important ways to leverage success and engagement that is relevant and meaningful is to improve the partnerships with our community. This will be a focal point as we look to drive the school plan in 2018.

### Community consultation: Wellbeing & Discipline - High Expectations

I am of the firm opinion that education is a partnership between school and home. Our goal is to teach children to manage and be responsible for their own behaviour in order for them to be responsible citizens and effective learners.

In order for us to leverage the very best outcomes for students, to ensure that they connect, succeed and thrive, the community consultation forum will reaffirm what is expected in terms of our rights and responsibilities in managing our attitude and the behaviours that affect the quality of teaching and learning within the school. Those interested persons who would like to workshop and contribute to the review and refinement of our wellbeing/discipline implementation procedures are encouraged to come along tonight, 7.00pm in the school library.

### Best Start

Kindergarten teachers have been busily working with their students through the 'new' Best Start

Assessment. This process allows the teachers to ascertain what students know and bring to the classroom, providing a great starting point for the personalised planning of teaching and learning for the children. Parents will be provided an overview of the results of the assessment, once all of the data is entered into our system. I would like to thank the students for their efforts, and thank the teachers for their ongoing commitment to better understanding the needs of our children.



**22nd February  
2018  
Term 1 Week 4**

**Phone:**  
02 49 487300

**Fax:**  
02 49 471316

**E-mail:**  
jewells-  
p.school@det.nsw.edu.au

**Website:**  
www.jewells-  
p.schools.nsw.edu.au

**School Security:**  
1300 880 021

## Important Dates

### FEB

**Thur 22** Zone Swimming Carnival  
**Fri 23** Zone Swimming Carnival  
**Wed 28** Whole School Assembly

### MARCH

**Mon 5** School Photos  
**Wed 28** P & C AGM  
**Fri 30** Good Friday

### APRIL

**Mon 2** Easter Monday  
**Fri 13** Last Day for Term 1  
**Mon 30** Staff Development Day

### MAY

**Tues 1** Students Return  
**Thur 3** Stg2 Camp  
**Fri 4** Stg2 Camp

### JUNE

**Thur 14** Athletics Carnival  
**Tues 19** Stg3 Canberra  
**Wed 20** Stg 3 Canberra  
**Thur 21** Stg3 Canberra  
**Fri 22** Stg3 Canberra

### JULY

**Fri 6th** Last Day of Term 2

## Acknowledgements

I would like to humbly acknowledge the solidarity and good will of local school principals and the Director of Public Schools in assisting with the coordination and relief support for all of our staff to attend last Friday's celebration of Kalan.

Most notably, I would like to applaud the staff in preparing our children, and the children themselves, in their efforts to demonstrate a high level of resiliency, adaptability, emotional intelligence and comradely support of each other.

Yesterday, the school enjoyed a very well organised school swimming carnival. It was well patronised and engaged every child. A highlight was the race involving students and parents against staff. I would like to thank Ellie Kerin and her team of staff who arranged the event and worked hard behind the scenes. The school works alongside parent volunteers to ensure transparency, accuracy and opportunity for each participant. I would like to thank those volunteer parents and those who were able to join us in encouraging students to participate, have fun and support each other. Congratulations to all swimmers and best of luck to those who had the fortune to make it to the Zone Swimming Carnival being held today and tomorrow.

Enjoy your week ahead!

Barry Croft

**Principal**

**P&C Support:** The P&C AGM will be held on Wednesday 28<sup>th</sup> March 2018 at 6.30pm in the school library. At the AGM all positions will be declared vacant, with the opportunity for people to nominate for a position on the school P&C executive committee and/or sub committees. All interested persons are welcome and encouraged to attend.

**Photo Day:** School Photos will take place on Monday, 5<sup>th</sup> March for individual, class, Captains and School Parliament. Envelopes for family photos (siblings at Jewells Primary School only) can be collected from the Office. Each student's personalised envelope will be distributed on Monday 26<sup>th</sup> February. **Please keep these individual envelopes in a safe place until Monday, 5<sup>th</sup> March and return the individual envelope with the correct money enclosed on the day.** These envelopes will be collected by Master School Portraits when your child's class has their photograph taken.

If you do not wish your child to be in the class or a group photo please notify your child's teacher in writing by Friday, 2nd March 2018.

Full summer school uniform must be worn by students on this day as outlined below and please ensure hair is appropriately groomed.

**Boys** – Pale blue polo shirt with navy blue tailored shorts, white ankle socks, black school shoes.

**Girls** – Tunic, white ankle socks, black school shoes. Hair ribbons must be royal blue or red.  
Mrs Stacy James

**K-2 Assembly:** The first K-2 Assembly will be held on Monday 26<sup>th</sup> February at 2.55pm. Selected students in 2W will be running the assembly. Visitors are very welcome. Please sign in at the office.

We look forward to working with you to make a successful photo day.



## say cheese

### School Photo Day is

5 March 2018

*Have your child's school memories captured forever*

Please take time to read the relevant information on the MSP Photography payment envelopes and remember these helpful points:

- Don't seal envelopes inside each other. You can pay for all children in one envelope however each child needs to have their own envelope on photo day
- Family envelopes are available at the school office upon request
- Please enclose correct money as no change is given. Cash and money orders only (sorry no credit card accepted)



For any enquiries, please feel free to contact us

e admin.nhvcc@mvp.com.au  
p +61 2 4966 8292  
f +61 2 4966 8293  
www.mvp.com.au

**PSSA Zone Tennis Trials:** Congratulations to Rylan, Remy and Isaac for their efforts at the Zone Tennis trials held on Tuesday 13<sup>th</sup> February at Belmont Tennis Club. They represented their school with pride and demonstrated great sportsmanship. Remy and Isaac were the best players on the day and will go on to represent Jewells Primary at the Hunter Regional Trials.

**Swimming Carnival 2018:** This year's swimming carnival was a great success with all primary students getting involved by participating in races, novelty events and dressing up, it was a great day had by all. Many students competed on the day, with the sportsmanship and encouragement from fellow peers being heard loud and clear. All our house captains did a great job helping and organising their teams and assisting teachers, our overall winning house for 2018 was the Hawks. We have many proud Jewells students competing at Zone over the next two days, we wish them the best of luck. Thank you, Ellie Kerin.

### House Captains 2018

Blackswans

Captains - Kane , Zakyra

Vice Captains - Brin, Chloe

Sea Eagles

Captains – Zac, Avalon

Vice Captains - Joshua, Amelia

Hawkes

Captains - Lewis, Kayla

Vice Captains – Layth, Ruby

Kingfishers

Captains – Jayden, Jorja

Vice Captains – Joseph, Rahni

### SPORT HOUSES



Black Swans - Yellow



Sea Eagles - Green



Hawks - Red



Kingfishers - Blue

### Coles Sports for Schools

Jewells Primary School will be participating in the Coles Sports for Schools program. Vouchers can be placed in the collection box in the school office or at Coles Supermarkets local to Jewells Primary School. We thank you taking the time to help us partake in this worthwhile program that will enable us to purchase much needed equipment.



We would love your help collecting Coles Sports for Schools for our school. Tell your friends and family to get involved as well, because the more vouchers we collect, the more sports gear our school will receive.

Introducing

**SCHOLASTIC**

**Book Clubs LOOP**

for Parents

LOOP is the Scholastic Book Clubs Linked Online Ordering & Payment platform for parents.

To order and pay for Scholastic Book Clubs by credit card visit:

**[www.scholastic.com.au/LOOP](http://www.scholastic.com.au/LOOP)**

GET IT ON Google play

Download on the App Store

### Jewells Uniform Shop

The Uniform Shop will be OPEN 8.30am-9.30am on:

Monday 26th February

Monday 12th March

Monday 26th March

Monday 9th April

Paid orders can be left at the office anytime.

Payment by

POPS or Credit Card

**Volunteers are appreciated ! Thank you !**

**Correct School Uniform Kindergarten to Year 6:** We would like to thank those parents and students who are upholding our uniform standard and would like to clarify our uniform as we approach a new year.

**There is a minority of older students wearing either non-uniform items like; coloured sport shoes (on a non-sport day), coloured hoodies, representative jackets, bike pants or royal blue sport shorts every day; these are not acceptable.**

Approved jewellery includes watch and stud or sleeper earrings, hair accessories worn by **all** students should conform to school colours. A lowering of the tone of our school is of particular concern when older students have such a high profile outside our school e.g. attending high school orientation visits.

Uniforms promote a sense of pride and belonging to the school and ensures that all children are regarded in the same way by their classmates. Surveys of parents have clearly shown overwhelming support for a school uniform.

As a result of this parents are asked to send children to school in the designated uniform. This includes the approved wearing of specially designed Year 6 Shirts.

Parents of Year 6 students who are experiencing difficulty in following the correct uniform policy because of the replacement cost of uniform items that may be only worn for a short time should contact Mr Croft to discuss possible alternatives.

Thank you to those parents who continue to enforce the wearing of the correct school uniform.

The correct uniform for boys and girls is outlined below.

White ankle socks, black school shoes, and a royal blue school hat available from school - with wide brim (Cancer Council approved) are mandatory items to be worn everyday with the school uniform.

On sport days white sport socks and sport shoes are to be worn.

Full summer school uniform must be worn by students on School Photo Day, Presentation Day, or any day where students are representing Jewells Primary School, and outlined below:

**Boys** – Pale blue polo shirt with logo, with navy blue tailored shorts, white ankle socks, black school shoes.

**Girls** – Royal blue check 'A' line dress with Peter Pan collar and red tab, white ankle socks, black school shoes. Hair ribbons must be royal blue or red.

### Girls' Uniform

Summer Options: The girls have three options for the summer school uniform

Option 1:- Royal blue check 'A' line dress with Peter Pan collar and red tab, White ankle socks

Option 2:- Navy blue 'skort' ( shorts designed to look like a skirt ) and pale blue school polo shirt with logo.

Option 3:- Navy blue tailored knee-length shorts and pale blue school polo shirt with logo.

Sport Day: Royal blue shorts, red polo shirt with logo and white socks

\*A light-weight royal blue with red trim jacket may be worn for cooler weather.

Winter Options: The girls have two options for the winter school uniform.

Option 1:- Royal blue check 'A' line dress with Peter Pan collar and red tab worn with dark blue tights

Option 2:- Navy blue tailored pants, pale blue school polo with logo

Sport Day: Royal blue track pants, red polo with logo and white socks

\*A light-weight royal blue with red trim jacket and/or royal blue sloppy-joe may be worn with the above items.

### Boys' Uniform:

#### Summer Option

Pale blue school polo shirt with logo worn with navy blue tailored shorts

Sport Day: Royal blue shorts, red polo shirt with logo & white socks

\*A light-weight royal blue with red trim jacket may be worn for cooler weather.

#### Winter Options:

Navy blue tailored long pants, pale blue school polo with logo

Sport Day: Royal blue track pants, red polo shirt with logo & white socks

\*A light-weight royal blue with red trim jacket and/or royal blue sloppy-joe may be worn with the above items.

### **Not acceptable:**

**Sport shoes on a non-sport day**

**Royal blue sport shorts with a pale blue polo shirt**

**Navy or royal blue bike pants, dance pants or navy track pants**

**Representative jackets, hoodies, rugby league shorts and socks**

**Skivvies or tracksuit pants worn under the dress uniform**

**White socks are not to be worn with tights.**



## HOW TO MAKE ONLINE PAYMENTS

1. Log into the school website: [www.jewells-p.schools.nsw.edu.au](http://www.jewells-p.schools.nsw.edu.au)



2. Click on **MAKE A PAYMENT** button
3. This will take you to the Westpac Site:

### Payment Details

Fields marked with an asterisk (\*) are mandatory.

The process for making a payment is as follows:

1. Fill out all the required fields on this page.
2. Fill out credit card payment details on the next page.
3. Review and confirm your payment details on the confirmation page.
4. Review your payment receipt and optionally print it, or send it by email.

#### Student Details

Student Registration Number

If this 9 digit number is on the Statement issued by the school it will be to the left of the student's name.

\* Given Name

\* Surname

Class or Year

Ref. or Invoice Number

This number may be on the top of the invoice or statement issued by the school. It may have the heading Ref.

\* Date of Birth (dd/mm/yyyy)

e.g. 31/01/1980.

Required if only one of "Class or Year" or "Invoice Number" are filled.

#### Payer Details

\* Full Name

\* Contact Phone Number

**NOTE: Only the Fields marked with a GREEN \* (asterisk) have to be completed.**

Please complete the following fields:

**Given Name :** students first name

**Surname:** student's surname

**Class or Year:** student's class name

**Date of Birth:** students DOB

**Payer Details:** complete all the fields

**Payment Options:** please choose the relevant box

Click Next

You will then see the following:

### Payment Details

Fields marked with an asterisk (\*) are mandatory.

You are paying to:

Vaucluse Public School

Payment Amount:

\$60.00 AUD

\* Card Holder Name:

\* Credit Card Number:

\* Card Expiry Month:

01

\* Card Expiry Year:

2017

\* Card Verification Number (CVN):

What's this?

Click **Next** to proceed to the confirmation page where you can review your payment details.

Cancel

Back

Next

**THIS WILL BE THE AMOUNT YOU ARE PAYING.**

- Please complete all the mandatory fields ( fields with **GREEN \***)
- Continue by clicking "NEXT" till the payment is complete
- You should receive an Online Payment Receipt
- Please write on permission note being returned to school your receipt number
- Please keep this receipt for further reference if required.

**PLEASE NOTE THE FOLLOWING:**

- If you are using a MAC computer please use **FIREFOX** browser – Westpac does



## Skoolbag

Smartphone school to parent communication

Skoolbag is a mobile App for your school to communicate directly to both parents and students. It works through both smart phones and smart devices (such as iPads and Android Tablets). Ideal for:

- > School, free push notification alerts
- > School events
- > School newsletters
- > School documents
- > School RSS feeds
- > School social media (Facebook, Twitter)

Skoolbag delivers school notices directly to parents and students



## How To Install Skoolbag On Your Smartphone

### iPhone & iPad Users

1. Click the "App Store" icon on your Apple device.
2. Type your school name in the search, using suburb name will help.
3. If iPhone, you will see your school appear, click "Free" then "Install".
4. If iPad, change the drop list to "iPhone Apps", your school will then be visible, click "Free" then "Install".
5. When installed click "Open"
6. Select "OK" to receive push notifications, when asked.
7. Click the "More" button on the bottom right of the App, then "Setup".
8. Toggle on the Push Categories that are applicable for you.



### Android Users

You must first have signed up with a Google Account before installing the app.

1. Click the "Play Store" button on your Android Device
2. Click the magnifying glass icon at the top and type in your school name, using suburb name will help.
3. Click the school name when it appears in the search.
4. Click the "Install" button.
5. Click "Accept" for various permissions (please note, we do not modify any of your personal data on your device).
6. Click "Open" when installed.
7. Click the "More" button on the bottom right of the App, then "Setup".
8. Toggle on the Push Categories that are applicable for you.



Don't forget to like us on Facebook! 

Find out more at [www.skoolbag.com.au](http://www.skoolbag.com.au)

Skoolbag delivers school notices directly to parents and students



# Stay in touch with your school


- ♦ Skoolbag App Jewells: For All Current Community Updates  
(Download via App Store)
- ♦ Facebook: Jewells Primary School
- ♦ Don't forget to like our Facebook page so you can keep up to date with all the exciting adventures that are happening at Jewells Primary School.
- ♦ School Website - <http://www.jewells-p.schools.nsw.edu.au>
- ♦ Telephone: 4948 7300
- ♦ Email: [jewells-p.school@det.nsw.edu.au](mailto:jewells-p.school@det.nsw.edu.au)

	March			April		
	Monday	Wednesday	Friday	Monday	Wednesday	Friday
			2 March	2 April	4 April	6 April
9-12.30			1 Angie G 2 Sue G 3 Lorraine G 4 Jenny R 5 Nicole C	EASTER MONDAY	1 Karen C 2 Crystal C 3 Ruth S 4 Denise McG	1 Anjie 2 Sue G 3 Pauline H 4 Jenny R 5 Lorraine G
1.30 - 3			1 Sue G 2 Angie G 3 Daina L 4 Jenny R		1 Alexys W 2 Ruth S 3 Crystal C	1 Anjie 2 Jenny R 3 Glenda W 4 Lee M
	5 March	7 March	9 March	9 April	11 April	13 April
9-12.30	1 Faye T 2 Sue G 3 Alexys W	1 Karyn C 2 Crystal C 3 Jewel B 4 Ruth S	1 Sue G 2 Anjie G 3 Janice Mc 4 Moana Mc 5 Vanda O	1 Faye T 2 Sue G 3 Alexys W	1 Karyn C 2 Crystal C 3 Jewell B 4 Ruth S	1 Sue G 2 Anjie G 3 Janice Mc 4 Moana Mc 5 Vanda O
1.30 - 3	1 Alexys W 2 Jenine B	1 Karyn C 2 Crystal C 3 Ruth S	1 Anjie G 2 Sue G 3 Karen M 4 Suzi A	1 Alexys W 2 Jenine B	1 Karyn C 2 Crystal C 3 Ruth S	1 Anjie G 2 Sue G 3 Karen M 4 Suzi A
	12 March	14 March	16 March	16 April	18 April	20 April
9-12.30	1 Faye T 2 Sue G 3 Alexys W	1 Karyn C 2 Ruth S 3 Alexys W 4 Jewel B	1 Anjie 2 Sue G 3 Nicole C 4 Ros T 5 Lorraine G		Holidays	
1.30 - 3	1 Alexys W 2 Celeste	1 Alexys W 2 Ruth S 3 Karyn C	1 Sue G 2 Anjie 3 Glenda W 4 Ros T			
	19 March	21 March	23 March	23 April	25 April	27 April
9-12.30	1 Faye T 2 Sue G 3 Alexys W	1 Karyn C 2 Crystal C 3 Ruth S 4 Katie Cook	1 Sue G 2 Pauline H 3 Cherie B 4 Alisha S 5 Kerry M		Holidays	
1.30 - 3	1 Alexys W 2 Celeste	1 Karyn C 2 Ruth S 3 Crystal C	1 Sue G 2 Pauline H 3 Cherie B 4 Alisha S			
	26 March	28 March	30 March	30 April		
9-12.30	1 Faye T 2 Sue G 3 Alexys W	1 Karyn C 2 Ruth S 3 Kerry M 4 Nicole C	GOOD FRIDAY	Staff Dev Day		
1 - 3	1 Alexys W 2 Renai F	1 Alexys W 2 Ruth S 3 Daina L				

**Canteen Volunteer Roster**  
**Thank you for volunteering :)**



# SAFETY around schools



## ROAD RULES IN SCHOOL ZONES:

### Pedestrian crossings

You cannot stop within 20 metres before a pedestrian crossing or 10 metres after a pedestrian crossing unless there is a control sign permitting parking.

*Maximum penalty: \$439 and two demerit points*

### Double parking

You may not stop on the road alongside to another vehicle at any time even to drop off or pick up passengers.

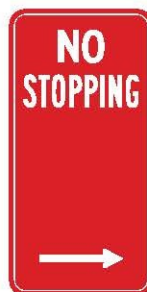
*Maximum penalty: \$330 and two demerit points*

### Parking on a verge

You cannot stop or park on a verge area (footpath, nature strip, dividing strip or kerb).

*Maximum penalty: \$183 and two demerit points*


## PARKING RESTRICTION SIGNS



### You cannot stop here

Unless there is a medical or other emergency

*Maximum penalty: \$330 and two demerit points*



### You cannot stop here

You are not allowed to stop your vehicle unless you are driving a bus.

*Maximum penalty: \$330 and two demerit points*



### You can stop here for two minutes only

You have no more than two minutes to drop off or pick up passengers or goods and the driver must stay within three metres of the vehicle.

*Maximum penalty: \$183 and two demerit points*



### You cannot stop here

Unless a current Mobility Parking Scheme (MPS) permit is displayed.

*\$549 and one demerit point*

☎ 02 4921 0333 🌐 lakemac.com.au 📧 council@lakemac.nsw.gov.au

HOSIN SUL



TAE KWON DO

Learn self defence, get fit and have fun in a family oriented club.

Training at Jewells Primary School hall Monday and Wednesday 6:30-7:30pm, all ages welcome.

Most *reasonable* training fees in Lake Macquarie.

First month training **free** and **free** uniform on registration

If interested contact Senior Instructor Rick Budden 4th Dan on 0401 579 037